

The Hong Kong Schools Sports Federation 25th Annual General Meeting



Online User Guide

■ Download 「ZOOM Cloud Meetings」

- PC version :

<https://zoom.us/download>

- Google Play :

https://play.google.com/store/apps/details?id=us.zoom.videomeetings&hl=zh_HK

- App Store :

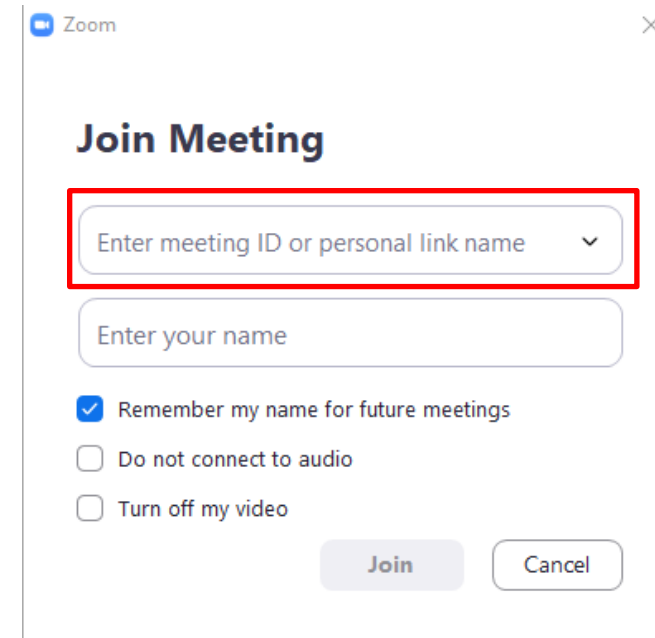
<https://apps.apple.com/hk/app/zoom-cloud-meetings/id546505307>

Join Meeting - PC version

1. Open 「ZOOM」
2. Press 「Join a Meeting」

3. Enter 「Meeting ID」

**** Login details will be sent to the registered email on 4 July 2022.**



Join Meeting - PC version (Con't)

4. Enter 「Name」 provided by HKSSF** for authentication. Otherwise, you will not be permitted to join the meeting.

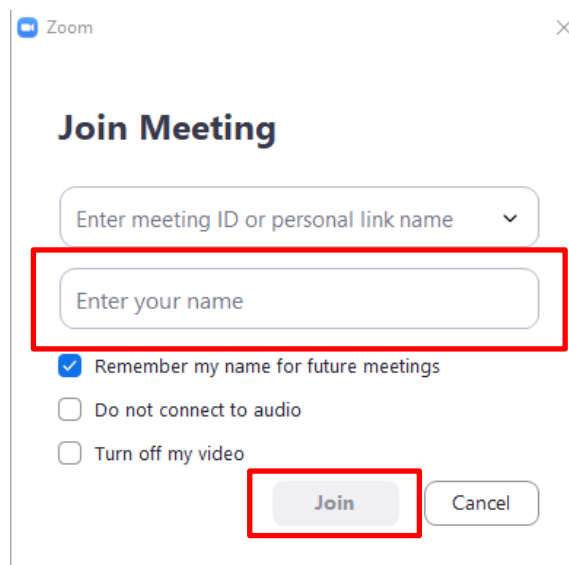
5. Press 「Join」

**** Login details will be sent to the registered email on 4 July 2022.**

6. Enter 「Meeting Password」

7. Press 「Join Meeting」

**** Login details will be sent to the registered email on 4 July 2022.**



Zoom

Join Meeting

Enter meeting ID or personal link name

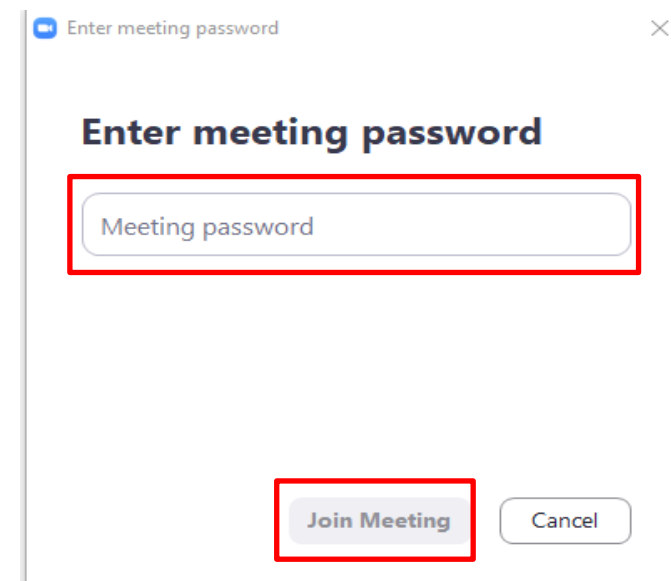
Enter your name

Remember my name for future meetings

Do not connect to audio

Turn off my video

Join Cancel



Zoom

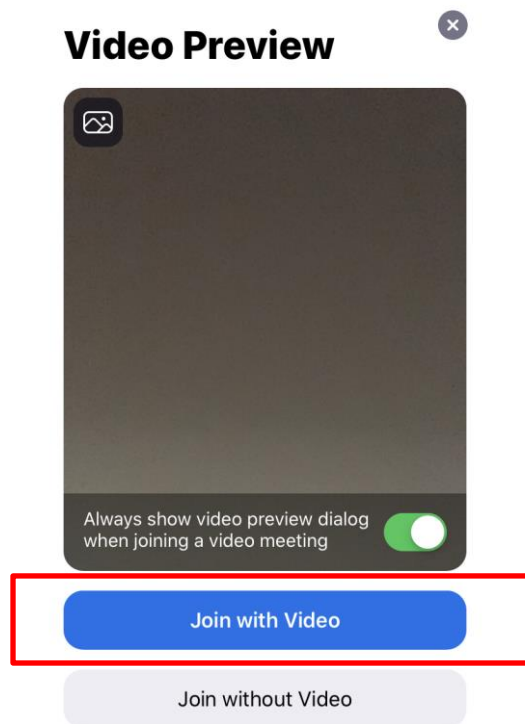
Enter meeting password

Meeting password

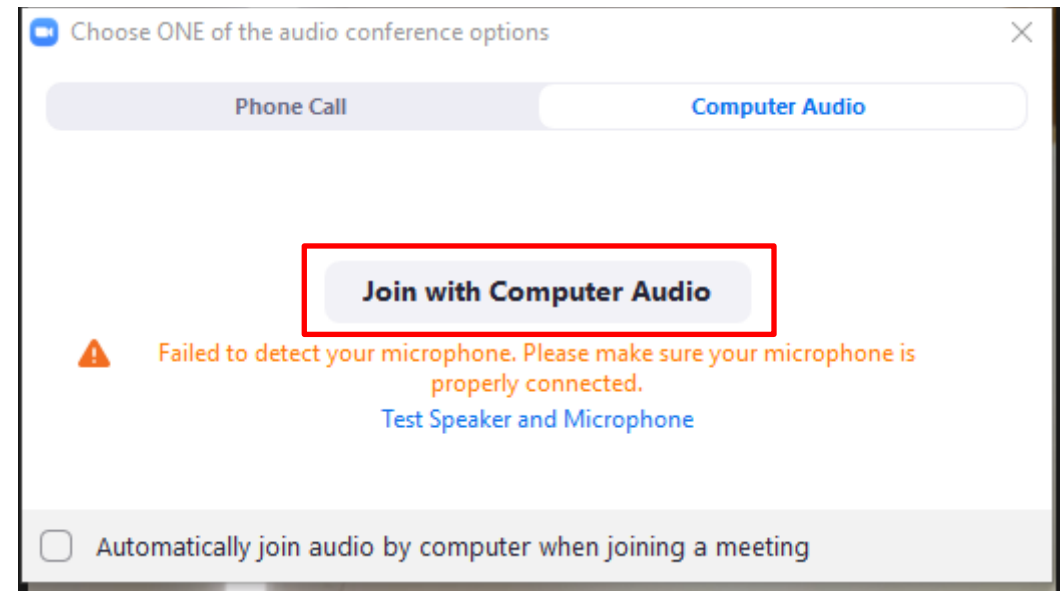
Join Meeting Cancel

Join Meeting - PC version (Con't)

8. Press 「Join with Video」



9. Press 「Join with Computer Audio」



Join Meeting - PC version (Con't)

10. You will be directed to the 「Waiting Room」, please wait for authentication.



11. Successfully joining the meeting

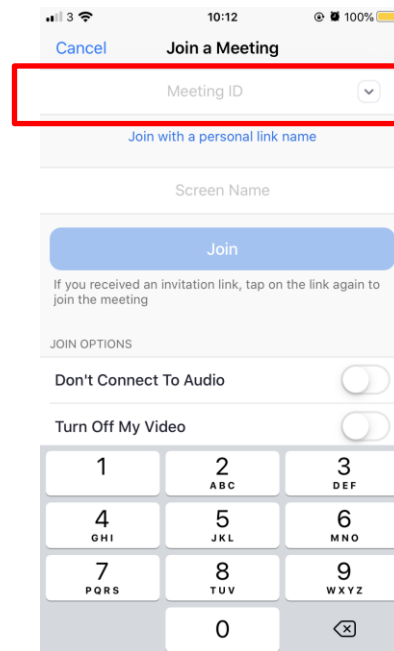


Join Meeting - Mobile / Tablet version

1. Open 「ZOOM」
2. Press 「Join a Meeting」

3. Enter 「Meeting ID」

**** Login details will be sent to the registered email on 4 July 2022.**



Join Meeting - Mobile / Tablet version (Con't)

4. Enter 「Name」 provided by HKSSF** for authentication. Otherwise, you will not be permitted to join the meeting.

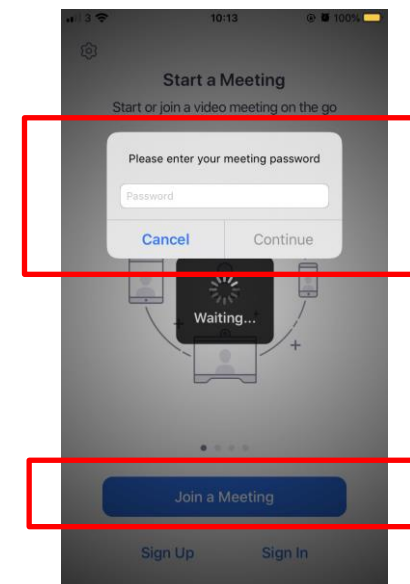
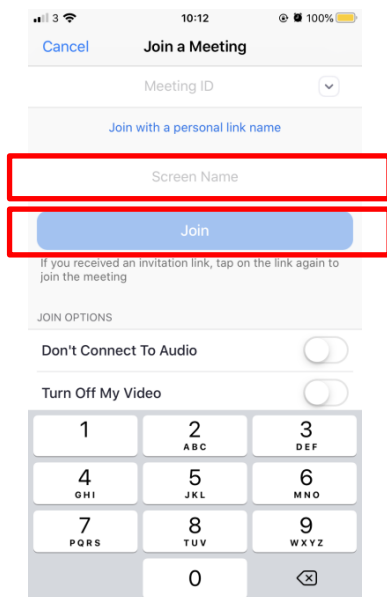
5. Press 「Join」

** Login details will be sent to the registered email on 4 July 2022.

6. Enter 「Meeting Password」

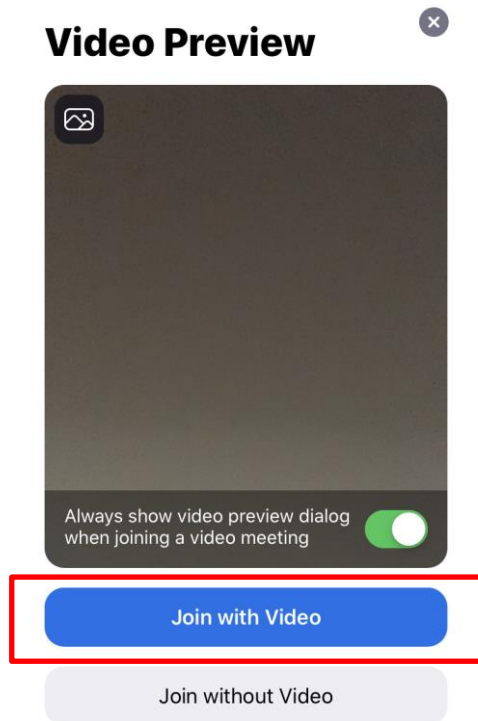
7. Press 「Join a Meeting」

** Login details will be sent to the registered email on 4 July 2022.

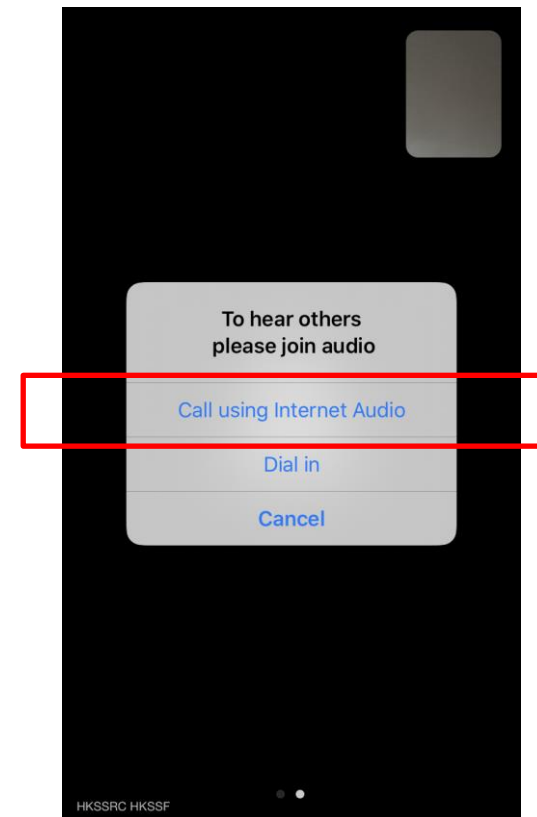


Join Meeting - Mobile / Tablet version (Con't)

8. Press 「Join with Video」



9. Press 「Call using Internet Audio」



Join Meeting - Mobile / Tablet version (Con't)

10. You will be directed to the 「Waiting Room」, please wait for authentication.



11. Successfully joining the meeting

